

## **It is our duty to know**

### **Part 1**

Session nr 3 of 15 March 2023 – Original English.

Place : Mezza Verde in Belize

*Comments :*

*It all started with the question: why is "faith" so important in healing? I didn't get a clear answer to that. Then I asked why nothing "new" appeared because I felt like I was going in circles. Then came the answer: "You don't have enough vocabulary. You need a different vocabulary. »*

*Ok, what did they mean? With vocabulary comes knowledge, knowledge that I didn't have but could find somewhere?*

*Where should I look, on what topics? Then one after another appeared, some I found myself, some I received, until I received a video in Spanish from a member of our group. I didn't understand much of it in that language, so I asked what is this all about it? Answer: Look at his sources, not what this guy is telling.*

*Ok, he had mentioned his sources and then I started looking at them until I came across the following : a 2 hour video from speaking researcher Ulrike Granogger.*

*At first I thought it was for internal use and just had to summarize it, but that turned out to be wrong. It's so startlingly new that it had to be kept in its original form so that anyone reading it could draw their own conclusions with the help of their own spiritual guides.*

*The video consists of 4-5 parts and will be put on the Internet in several sessions. Put in the effort, dive in, ask your spiritual guides for advice because we are supposed to know all of this. I advise those who know enough English to listen to the mentioned video first. It explained a lot to me of what we had been through and experienced. What we knew but could not prove. And then the rest... incredible but true! A first veil has*

*been lifted on the current and future latent miraculous capacities of the Children of God.*

*Wivine.*

## **THE WAVE GENOME – Part 1**

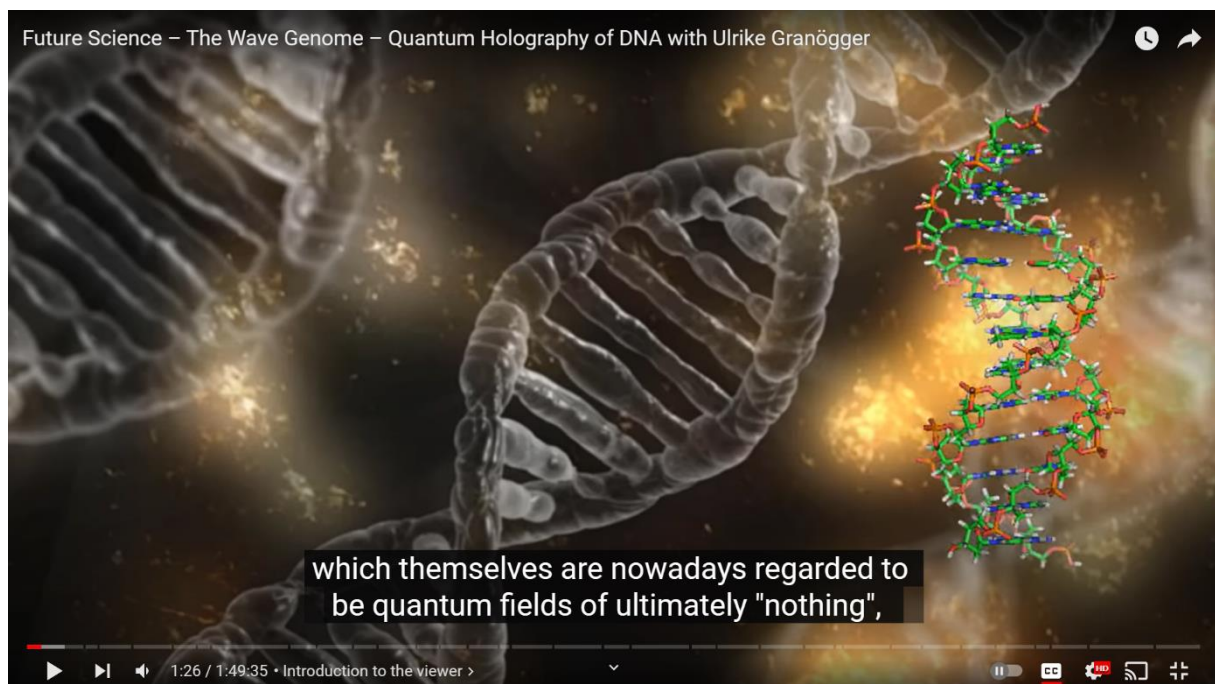
### **Quantum holography of DNA.**

**FUTURE SCIENCE SOLARI REPORT-**

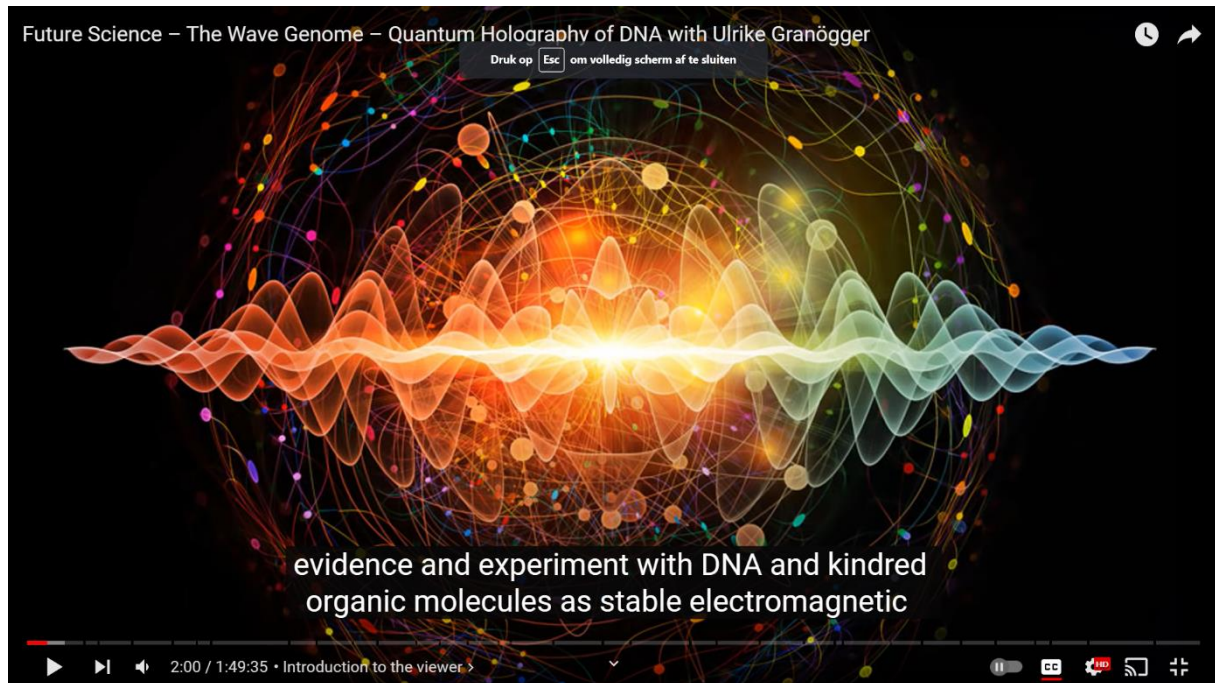
**ULRICKE GRANOGGER - august 2018**

[\(1581\) Future Science – The Wave Genome – Quantum Holography of DNA with Ulrike Granögger - YouTube](#)

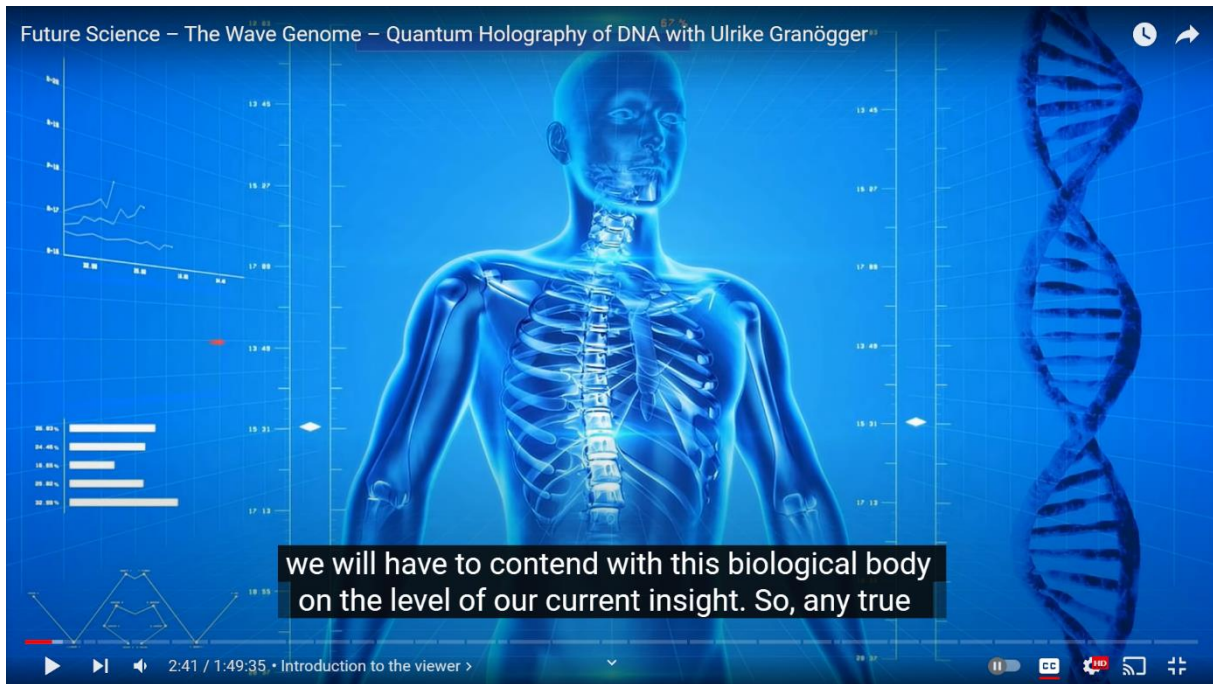
Welcome again. This is our 2<sup>nd</sup> Science Report at *Solari.com* and I am happy you are joining me today. In this report we are going to look at the physics and quantum physics of the genetic code, and their implications – a perspective that is more and more replacing the traditional biochemical approach of living organisms. After all biochemical molecule consists of atoms and subatomic particles which themselves are nowadays regarded to be quantum fields of ultimately “nothing”,



Subject to mathematical and vibratory laws of interaction. How this nothingness gets to build a quasi-stable living and more or less intelligent 'something' is, of course, still a mystery.




But to evidence and experiment with DNA and kindred organic molecules as stable electromagnetic and acoustic waveforms certainly gets us closer to a more comprehensive understanding of life. Ultimately we are probably made of just space, time and energy, or space, time and consciousness. But until we can handle this thought both theoretically and in practical terms we will have to content with this biological body on the level of our current insight.



So any true researcher welcomes the expansion of a ruling paradigm, yet a lot of the ideas and evidence presented in this summary, of what could be called “quantum biology”, are still not taught at schools, and are often ridiculed by the mainstream opinion makers or infiltrated with half-truths .



It is good to see however that at least the agencies that conduct classified and defense funded research and development (such as D.A.R.P.A.), seem to be well aware of the evidence and its implications so that we may eventually have ground-braking applications in hand. –

All to our advantage, of course ..... 

Most of the ideas discussed will center around the publications of Russian biophysicist Peter Gariaev and extensions of his findings. Here I am meeting with Dr. Gariaev in Moscow inviting him to speak at our conference the following year.



Gariaev is probably best known from among the alternative researchers but there are others and my aim is to bring some pieces together that will hopefully create or support for you a new or different understanding of the genetic code and ultimately of yourself.

I encourage you to pause and reflect often, and not to view the report in one session! Synthesize the different aspects presented in your own mind and bring them together. To realize that a holographic nature of DNA has far-reaching ramifications in all kinds of areas. While this report is not primarily for scientist who may know some of the topics much better than I do, it is still going to be somewhat demanding of the concentration of the viewer.

So it is best to watch it in 3 or even 4 installments and rather follow up on some of the suggested reading by looking up the websites quoted or the terms mentioned. Or you may just want to close your eyes and listen to the story and do some of the study later.

To give you a table of contents, of sorts :

### 1)The Chemical Paradigm.

*We will begin with a summary of the chemical paradigm and its limitations, which will take us*

### 2)Acoustic and Electromagnetic Biology (Biophotons, Bio-phonons).

*To a look at the vibrational and electromagnetic aspects of biology, including biophotons and acoustic coherence in the cellular membranes and the cellular water.*

### 3)Cell Water

### 4)The Field Code (Ebner and Schürch)

*Thus we will discover that the genetic phenotypes or morphologies can be triggered by electromagnetic fields,*

### 5)DNA Linguistics

*And that DNA has profound linguistic characteristics which has implications for future computing and Artificial Intelligence (AI).*

### 6)Experiments – DNA Holography. (Gariaev, Montagnier, Kanchzhen)

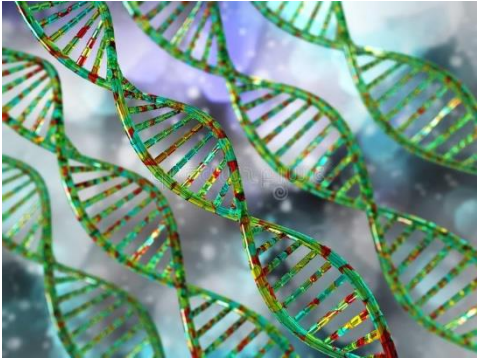
*In the final section we will focus on some specific experiments and their results including the work of Peter Gariaev, Luc Montagnier, and Tsian Kanchzhen. Enjoy.*

## **PART 1**

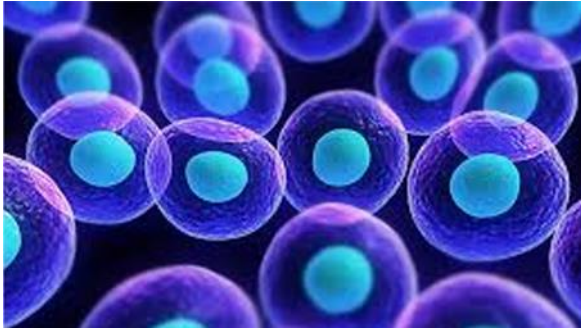
### **The Old and New Paradigm**

#### **The Light of Life.**

First let us take a short look at the standard ideas about the genetic code, the double helix that was discovered in 1953. The understanding is that our newest estimates give 37 trillion cells in the human body.

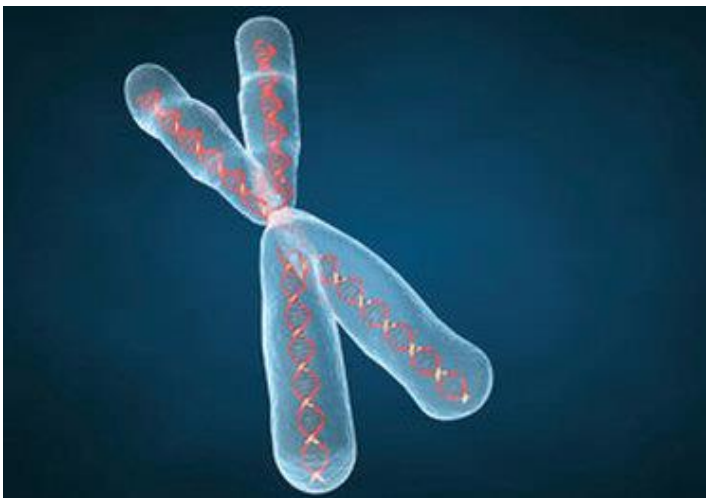


double helix



37 trillion cells

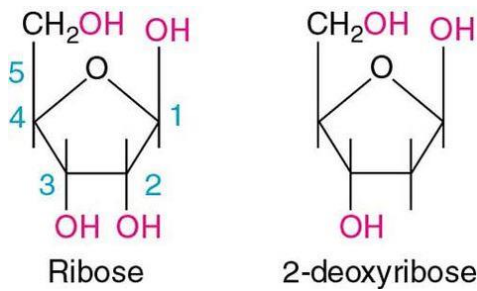
And most of these cells contain the chromosomes or contain a nucleus with 46 chromosomes that make the wound-up double helices.



Chromosome.

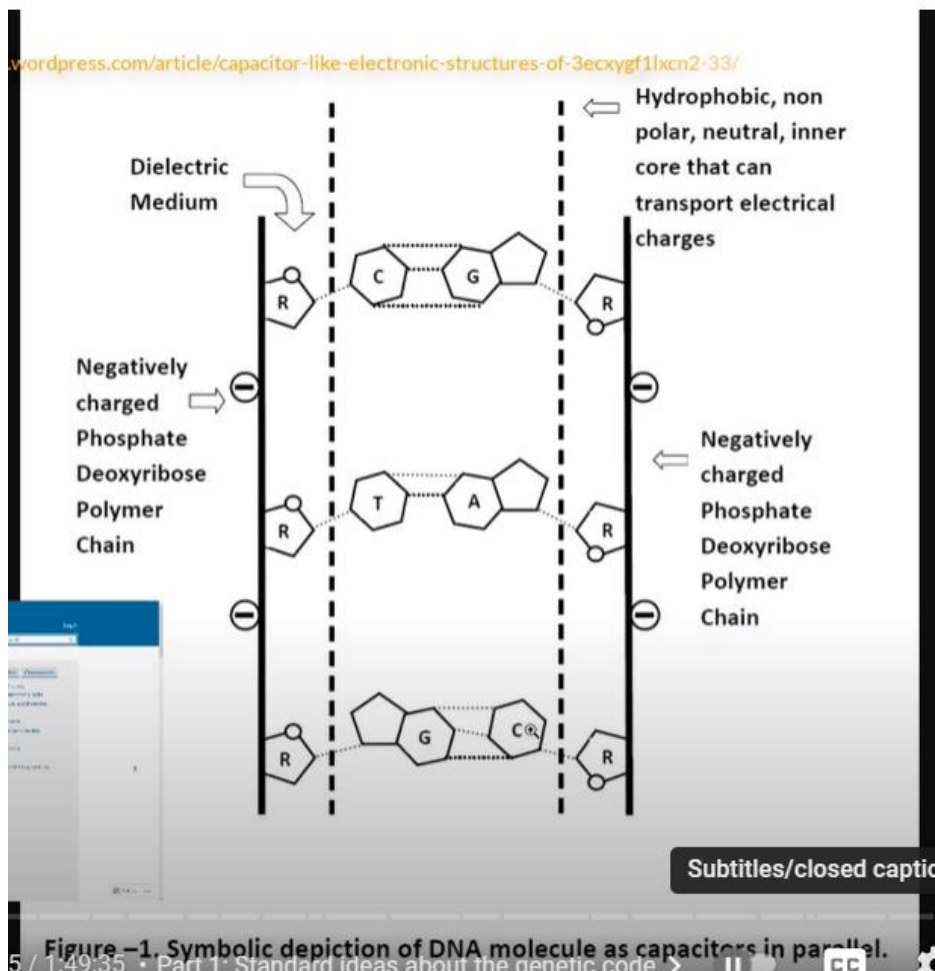
The double helix itself is consisting of two strands each having what is called a backbone of sugar and phosphate molecules.

The sugar or pentose (ribose - deoxyribose), so-called because of the pentagonal structure of the arrangement of the atoms in the molecule, - actually is instrumental in making the helix, in making the turn of each of the strands as it winds and spirals.



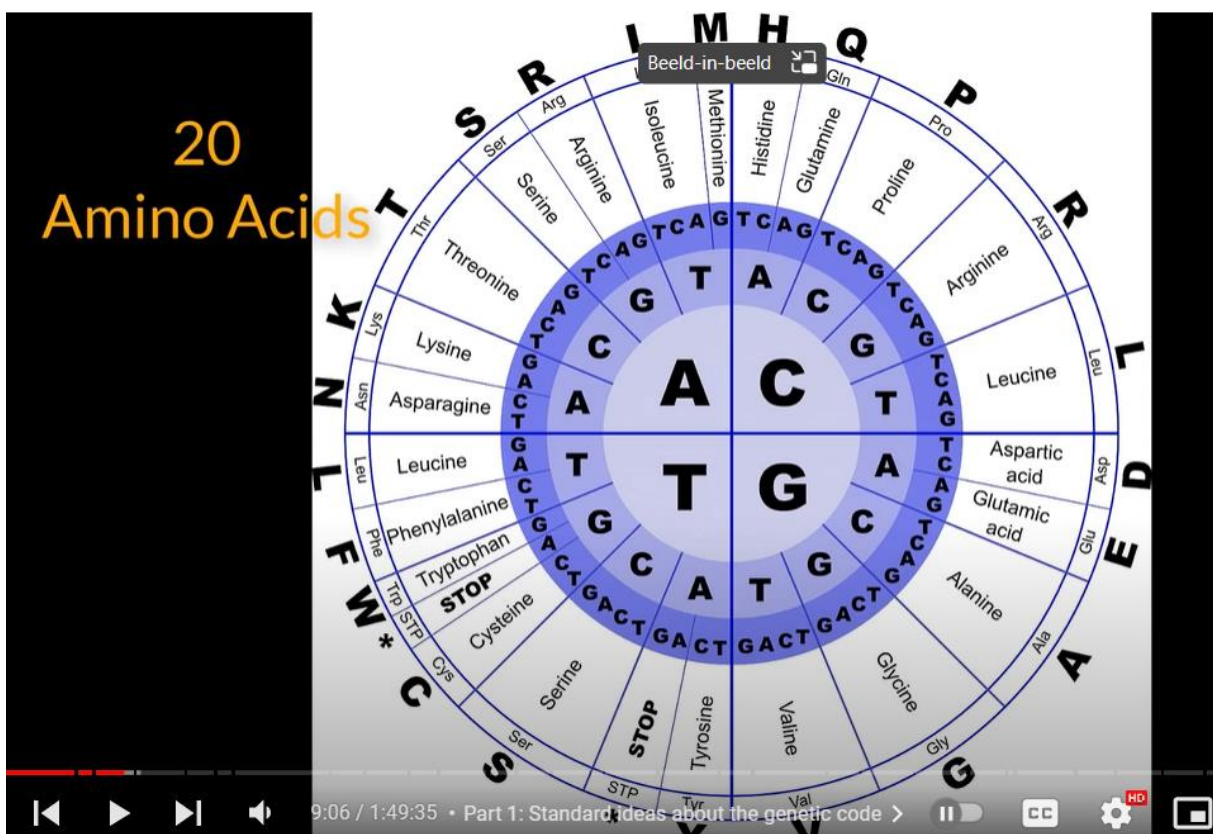
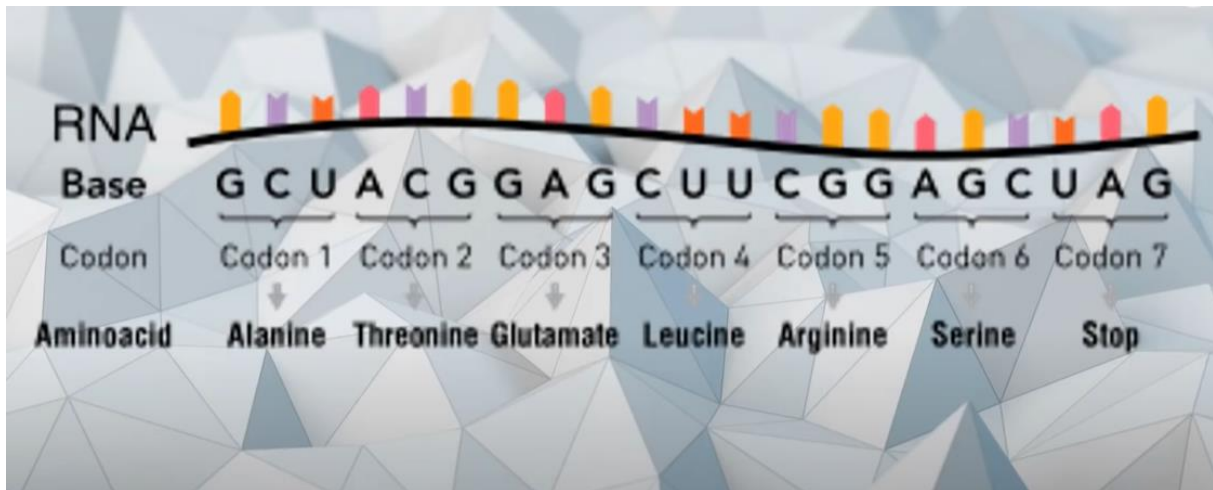
As you can see below the pentose molecule has different polarity or polarization and it is these molecules that are “optically active” and polarize the light coming in, allowing for the twist of turn of the double helix.

Between the backbones are the actual coding molecules, namely the four nucleotide basis : Adenine – Guanine – Cytosine – Thymine – that in groups of 3, so-called codons, will provide the actual genetic code.






These codons or groups of 3 nucleotides are the coding units for individual amino acids which in long chains produce the proteins of which the organism is made, including our body.



The 4 nucleotide bases are held together by hydrogen bonds. The same type of hydrogen bonds that also hold water molecules together or can rearrange water molecules into **liquid crystal clusters**.

Please make a mental note of the fact that the **genome exists in cellular water systems.**



There is generally an ordered structure in the layer of water molecules immediately surrounding a protein.

Since the discovery of the code the idea prevails that all information is stored in the nucleus in the form of genes. There are about 24.000 genes that are actively coding for the functioning of the human body, actively coding for the proteins. Considering how young our understanding of DNA is it has been a wonderful successful model, as we all know, but still there are certain aspects that are not explained. Usually they are simply not mentioned in the textbooks or when you look at Wikipedia.

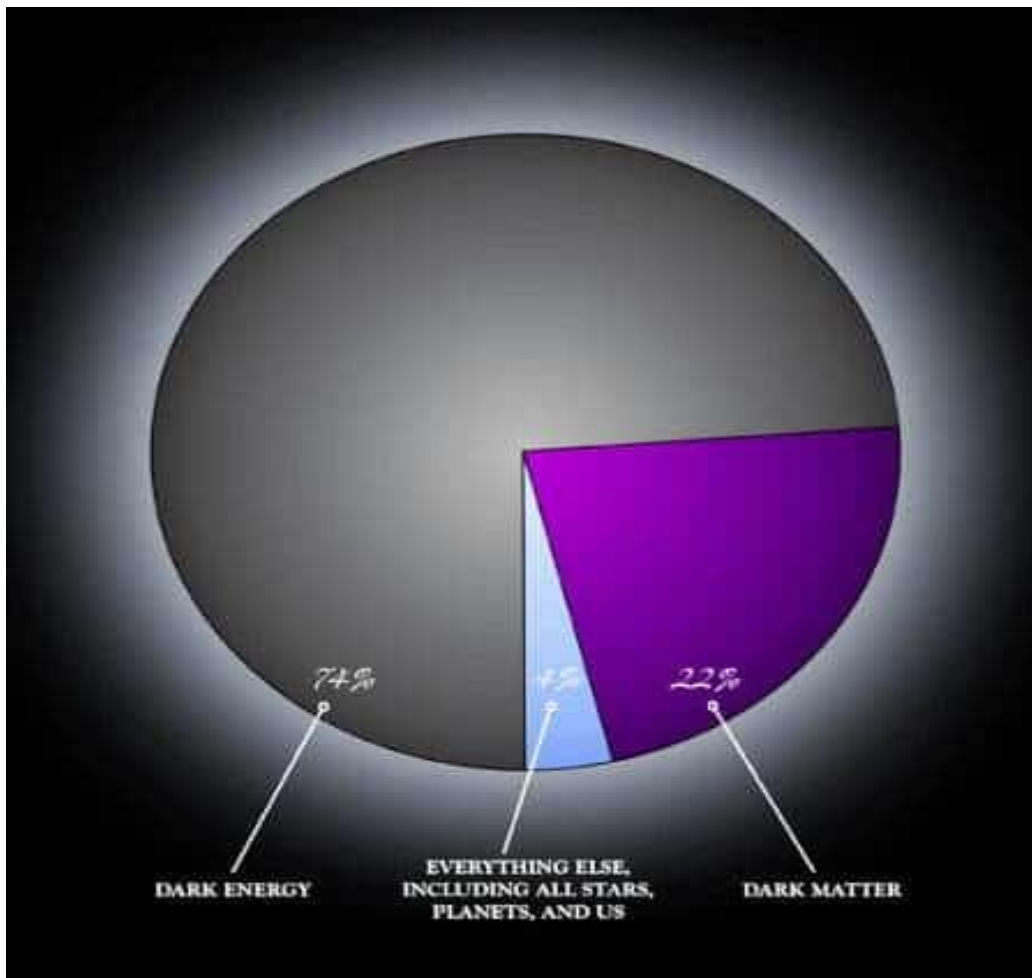
It's primarily two questions, namely :

### 1)Cell differentiation :

The understanding of the genetic code as we have it does not explain cell differentiation, namely the question – If every cell essentially has the same genetic information available as every other how does it decide to become a liver cell, a bone cell or a skin cell?? What gives it the information to decide the topology or geometry of its function and its position in the body?

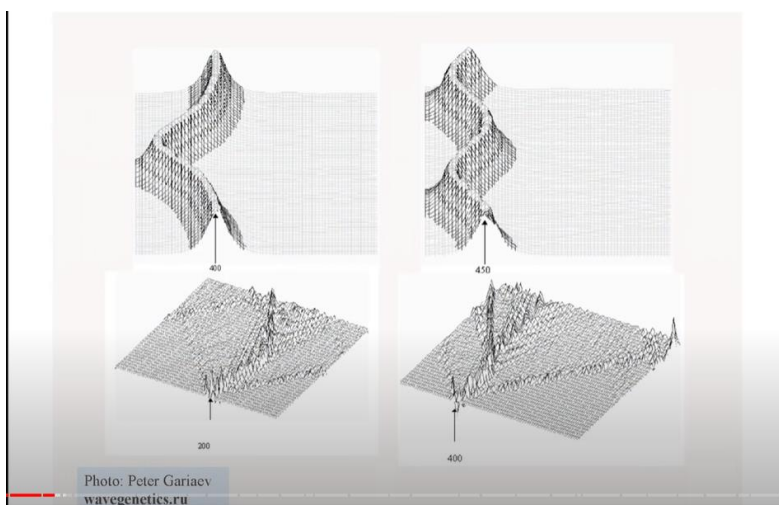
## 2) Only 2% of active genes?

The 2<sup>nd</sup> question that is left open is : Why are there only 2% of active genes of the genetic code that seem to be actively coding for proteins? 98% of the genetic material has for long been regarded as type of "graveyard" of outdated information no longer in use, selected out during the timeline of evolution. It seems that we are carrying around a lot of garbage, originally even termed junk DNA, although this term is no longer so much in use and only recently "non-coding DNA", as it is called, has become part of certain considerations such as with the ENCODE Project. Still, there is no consensus on what role it plays, if any. But is it really possible, almost like in cosmology where 95% of the cosmos seems to be Dark Matter and Dark Energy not registered by our scientific instruments ...but also in biology that only 2% of the genetic material has meaning and the rest is meaningless, to be discarded?



We will see the wave genetic approach discussed in this report that this is most likely NOT the case. The normal paradigm of genetic information looks at the “material” side of the genetic code, its chemistry the sequence of the codons and nucleotides.

Even the genetic engineering that has become so successfully is done by chemical procedures or synthesizing and recombining genetic sequences ; such as the famous CRISPR procedure for controlled genome editing. That’s been the perspective, to focus solely on the biochemical or matter side of the DNA. But this material and biomechanical paradigm is shifting and its making way for an increasingly \*immaterial\*, biophysical field based and quantum mechanical paradigm of information storage and transfer to DNA. Stem cell research has already uncovered that a more fundamental level of genetic information is present in the genome as each cell can be returned to a type of ground state or universal pluripotency for a guided differentiation into any other type of cell; but to leap to a more electromagnetic or field-like, even holographic, understanding of DNA has yet to be made. After seeing and studying the experiments that we are about to present it will be totally clear however, that we are composed of ultra-stable field structures, of images of information intelligently combined in the continuous state of flux that we call life.



The chemistry and material structure of the atoms and molecules will appear only as the \*carrier\* for a wave-train of information that acts and

exists from fundamental domains of magnetic fields, gravitational interactions, and quantum physical principles. Much or even most of this understanding is coming out of Russia. It seems that the Russians, particularly in the old war period, confined to state-managed research, ultimately had more freedom to pursue unorthodox experiments and trains of thought than the Western science labs who were and are paid by market-oriented and military-industrial interests.

**(see Peter Tong – Quantum fields)** - transcript in session 4-2023.

[\(3596\) Quantum Fields: The Real Building Blocks of the Universe - with David Tong - YouTube](#)

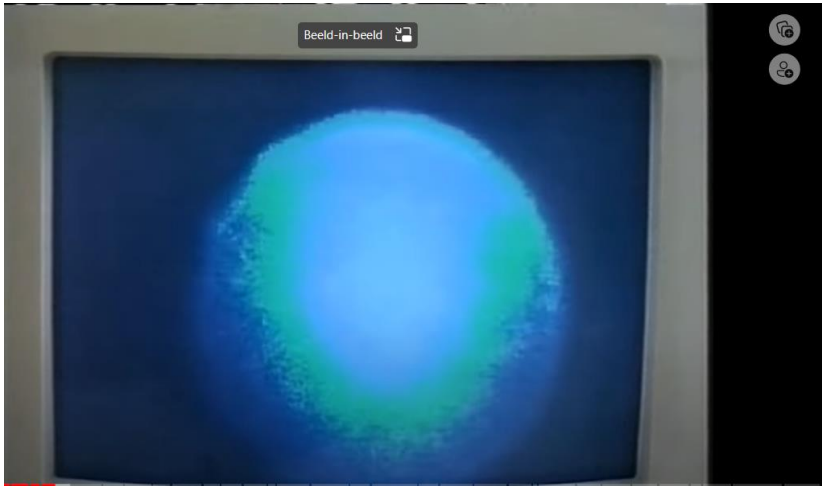
So it was Alexander Gurwitsch suggested already in the 1920's – which by the way, was the time when quantum physics and field views of reality were only beginning to be developed – that the cell emits ultra-weak electro-magnetic radiation of biological photons that he considered as the prime guiding factor for self-organization in mitosis and morphogenesis. This was later famously confirmed and technically measured by Fritz Albert Popp of Kaiserslautern University in Germany, who actually recorded the light coming from the cell in the visible and ultraviolet frequency range, primarily emitted by the chromosomes in the nucleus of the cells. Critically, this light is *\*coherent\** light, an ultra-weak laser light from the cell. And not thermal or ambient light.

Biophoton emissions have since been confirmed by many studies and most importantly have been found in the central nervous system and the brain making the brain possibly a "light computer".


In the following I am going to show you a short excerpt of a documentary on Fritz Popp's work : "In search of scientific evidence for this we visit the Kaiserlautern Center for Technology in Germany. For years the researchers here have been measuring the light every living cell radiates. The emissions are called 'biophotons' because they are given off by all living organisms. In total darkness the glow of this small leaf is made

visible by increasing its intensity by a factor of 7 million using modern equipment. It's made possible by an amplifier built especially to create this film footage.

This is the light of life emitted by a tiny leaf. You can see its outline.



The glow of a blade of grass :



The first film footage recording life's light, colored light surrounding a living organism.

In Dr. Fritz Albert Popp's they are trying to unravel the mystery of how nature uses this light. In blood for example, the defense cells are separated out for the experiment. The **'light of life'** is no ordinary light ;

it is a bit like nature's laser show. Cells use the light to communicate with one another. Usually you cannot see the glow of the defense cells. That changes immediately when the cells go into action. Foreign protein which the cells will immediately identify as an enemy, is send through a tube to set them off. A reaction that takes place countless times per day in every body. When the injected foreign cells reach the immune cells the defense springs into action. The bright glow is an alarm signal.



**Dr. A. Popp speaking:**

*Based on the many results that we now have to interpret, these light signals have the ability and function of optimizing chemical reactions.  
.....?*

*This coordination which cannot take place purely through a chemical reaction can be controlled .....by???*

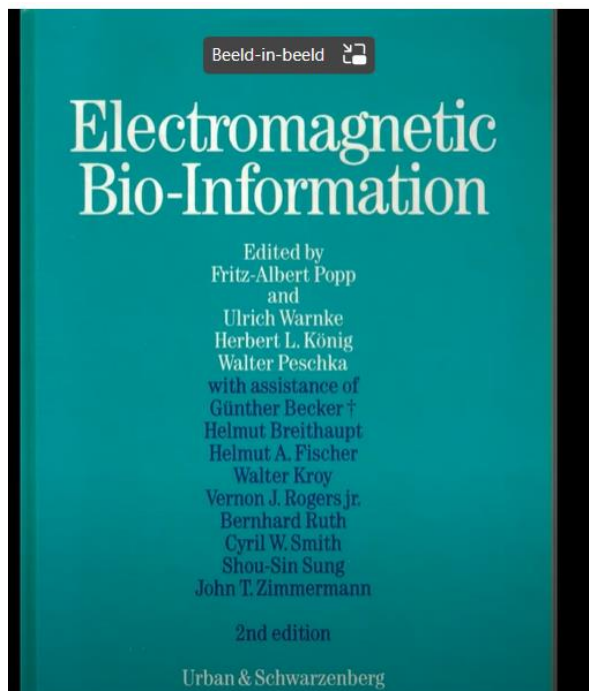
*Information at light speed. One example of this can be shown in an experiment with eggs. The researchers want to compare chicken eggs from caged hens with free-range eggs. Can the two types of eggs be distinguished by the light they emit? Biochemically there is no difference.*

*The researchers take a measurement using especially light sensitive equipment. If a difference can be demonstrated – that means the hens different lifestyles can be determined through light output.*

*More simply put : do the eggs of happy hens have a different glow than those of their cages comrades? A critical questions for egg-producers as well as for egg-consumers. All data is analyzed by a computer, the experiment must be run following strict scientific procedures. It must e able to be tested at any time and repeated anywhere in the world.*

*The results are indisputable : the eggs from the caged eggs don't emit even half as much light as the eggs from the free-range chickens. It is not difficult to imagine how terrible a life in this of captivity is. But more than that , the fact that these hens negative as well as positive life experiences are emitted constantly as light from their eggs is a scientific sensation!!*

*The new thing we see here is that small differences in the chicken's environment lead to complete different light measurements. That is surprising because one can't identify a biochemical connection. Dr. Popp's biophoton research is based on strict scientific standards and international cooperation with 16 working groups. In Japan, over a 100 million dollars has already been invested in this field. The results are spectacular and are opening the door to completely new areas of research."*





Can you imagine that a rigorous scientist of the focus and integrity of Fritz Popp was ridiculed and vehemently attacked by attacked by peers and not taken seriously by many of his colleagues of physics who implied that there simply cannot be order in the heating bath of the body – for laser would require order. All the biochemical reactions and processes in the body are assumed to work in a “thermodynamic equilibrium”, meaning that biochemical reactions are ultimately guided by entropy or the random collisions and interactions of molecules in a given biological temperature. And yet, given the understanding that the coherence length of sunlight on the earth’s surface corresponds with the dimensions or the size of the biological cell makes coherence on a cellular scale and below very feasible. The idea of coherent light emitted from the cell is not so far-fetched. Biological organisms have evolved and developed for millions of years within the magnetic field of the earth, at a certain distance from the parent star, our sun, so that the cellular structures and living architecture is precisely tuned to the energy distributed in the [heliosphere](#).

([heliosphere](#) : The heliosphere is the region in which the solar wind is the predominant flow of particles. The solar wind consists of ionized particles emanating from the sun's corona. These can create magnetic storms in the Earth's magnetosphere (see auroras) that affect may have on our wireless communications systems.)

End Part 1

**MEZZA VERDE GROUP.**

<http://www.mezzaverde.com>